



SMD



SMRN



SMS



SMDN



SMR



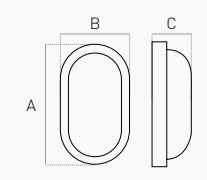
SMSN

PLAFONIERA
SIMPLY

PLAFONIERE SIMPLY

IP65

OVAL



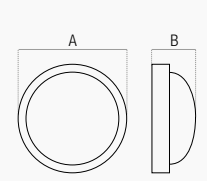
	A mm	B mm	C mm	g
16 W	214	115	64	250
24 W	270	146	70	407

	SOURCE	OUTPUT			
16 W	1.650 lm	1.280 lm	White <input type="checkbox"/>	4000K	SMO-162240
			Black <input checked="" type="checkbox"/>	4000K	SMON-162240
24 W	2.700 lm	1.920 lm	White <input type="checkbox"/>	4000K	SMO-242740
			Black <input checked="" type="checkbox"/>	4000K	SMON-242740



EASY TO INSTALL OPAL DIFFUSER PC

ROUND



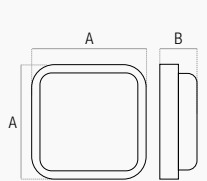
	A mm	B mm	g
16 W	Ø166	63	227
24 W	Ø220	69	490

	SOURCE	OUTPUT			
16 W	1.650 lm	1.280 lm	White <input type="checkbox"/>	4000K	SMR-161740
			Black <input checked="" type="checkbox"/>	4000K	SMRN-161740
24 W	2.550 lm	1.920 lm	White <input type="checkbox"/>	4000K	SMR-242240
			Black <input checked="" type="checkbox"/>	4000K	SMRN-242240



EASY TO INSTALL OPAL DIFFUSER PC

SQUARE



	A mm	B mm	g
16 W	150	62	247
24 W	220	73	467

	SOURCE	OUTPUT			
16 W	1.800 lm	1.280 lm	White <input type="checkbox"/>	4000K	SMS-161540
			Black <input checked="" type="checkbox"/>	4000K	SMSN-161540
24 W	2.700 lm	1.920 lm	White <input type="checkbox"/>	4000K	SMS-242240
			Black <input checked="" type="checkbox"/>	4000K	SMSN-242240



EASY TO INSTALL OPAL DIFFUSER PC

Plafoniera IP65 a led integrato ideale per tutti gli ambienti esterni ed interni umidi. Facile installazione. Disponibile in forme e finiture diverse per adattarsi meglio all'ambiente circostante.

IP65 integrated LED ceiling light suitable for outdoor and humid indoor ambiances. Easy installation. Available in different shapes and finishes to better adapt to the surrounding environment.

INSTALLATION



FACILE INSTALLAZIONE A PARETE O SOFFITTO CON MECCANISMO A SCATTO
EASY WALL OR CEILING INSTALLATION WITH SNAP-ON SYSTEM