

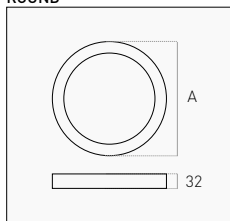


PLAFONE
PL-TONDO / PL-QUADRO

PANNELLI PLAFONE

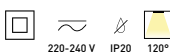
PL-TONDO / PL-QUADRO

ROUND

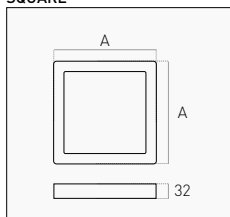


	A mm	g
18 W	Ø220	408
24 W	Ø300	672

	SOURCE	OUTPUT		
18 W	1.800 lm	1.440 lm	3000K	PTP-182230
			4000K	PTP-182240
24 W	2.350 lm	1.920 lm	3000K	PTP-243030
			4000K	PTP-243040

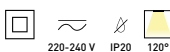


SQUARE



	A mm	g
18 W	225	519
24 W	300	827

	SOURCE	OUTPUT		
18 W	1.800 lm	1.440 lm	3000K	PQP-182230
			4000K	PQP-182240
24 W	2.350 lm	1.920 lm	3000K	PQP-243030
			4000K	PQP-243040



OPTIONAL PAG. 44-47

ALIMENTATORI E ACCESSORI
POWER SUPPLIES AND ACCESSORIES

COMPLIANCE

Pannello circolare e quadrato con montaggio a plafone dal design elegante. Driver antisfarfallio incluso.

Circular and square ceiling-mounted panels with an elegant design. Flicker-free driver included.

EMC DIRECTIVE 2014/30/EU | EN 55015:2013+A1:2015 | EN 61547:2009 | EN 61000-3-2:2014 | EN 61000-3-3:2013
LVD DIRECTIVE 2014/35/EU | EN-60598-1:2015+A1:2018 | EN-60598-2-2:2011 | IEC 60598-1:2014 | EN 62493:2015
ROHS DIRECTIVE 2011/65/CE | IEC 6231-5:2013 | IEC 62321-7-1:2015 | IEC 62321-7-2:2017 | IEC 62321-4:2017 | IEC 62321-6:2015 | IEC 62321-8:2017