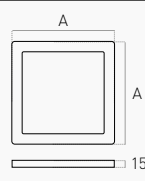




INCASSO/PLAFONE
FRISBEE


INCASSO/PLAFONE
FRISBEE

SQUARE




	A mm	mm	g
12 W	180	65 – 155	335
18 W	230	65 – 205	504

		OUTPUT		
12 W	960 lm	3000K	FRBS-121830	32,50 €
		4000K	FRBS-121840	
18 W	1.440 lm	3000K	FRBS-182330	37,00 €
		4000K	FRBS-182340	




ROUND



	A mm	mm	g
12 W	Ø180	Ø65 – Ø155	216
18 W	Ø230	Ø65 – Ø205	346

		OUTPUT		
12 W	960 lm	3000K	FRB-121830	31,00 €
		4000K	FRB-121840	
18 W	1.440 lm	3000K	FRB-182330	33,50 €
		4000K	FRB-182340	



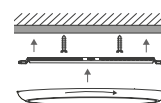
2-IN-1 INSTALLATION

1. INCASSO RECESSED



FISSAGGIO A INCASSO TRAMITE MOLLE REGOLABILI
RECESSED MOUNTING WITH ADJUSTABLE SPRINGS

2. PLAFONE CEILING



FACILE INSTALLAZIONE A PLAFONE TRAMITE STAFFA
EASY CEILING INSTALLATION WITH BRACKET

COMPLIANCE

Duplice soluzione di fissaggio a incasso e plafone, design elegante e compatto, solo 15 mm di spessore. Driver integrato antisfarfallio.

Dual recessed and ceiling mounting solution, elegant and compact design, only 15 mm thickness. Flicker-free driver included.

EMC DIRECTIVE 2014/30/EU | EN 55015:2013+A1:2015 | EN 61547:2009 | EN 61000-3-2:2014 | EN 61000-3-3:2013

LVD DIRECTIVE 2014/35/EU | EN 60598-1:2015+A1 | EN 60598-2-2:2012 | EN 62471:2008 | EN 62493:2015

ROHS DIRECTIVE 2011/65/CE | IEC 62311-5:2013 | IEC 62321-7-1:2015 | IEC 62321-7-2:2017 | IEC 62321-4:2017 | IEC 62321-6:2015 | IEC 62321-8:2017