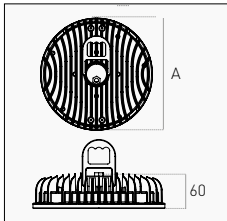









SOSPENSIONE INDUSTRIALE
DISCOVERY MAX

SOSPENSIONE INDUSTRIALE DISCOVERY MAX



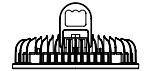
	A mm	g
100 W	Ø 220	1432
150 W	Ø 260	1968
200 W	Ø 300	1616

	OUTPUT 360°	OUTPUT 120°		
100 W	11.830 lm	9.500 lm	4000 K	DSCM-10011040 99,00 €
150 W	16.870 lm	14.250 lm	4000 K	DSCM-15011040 139,00 €
200 W	22.570 lm	19.000 lm	4000 K	DSCM-20011040 159,00 €


 200-240 V
  IP65
  IK08
  110°

3-in-1   30.000
 INSTALLATION DIE CAST ALUMINUM GLASS DIFFUSER HOURS

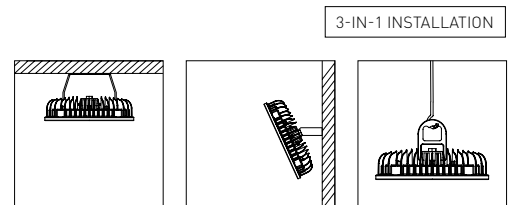
INCLUDED



SUPPORTO PER GANCIO PER INSTALLAZIONE A SOSPENSIONE
HOOK SUPPORT FOR SUSPENDED INSTALLATION

Sospensione industriale ad alta dissipazione. Struttura robusta e resistente agli urti. Installazione a sospensione tramite supporto incluso oppure a parete o soffitto tramite staffa opzionale. Ideale per l'illuminazione di aree produttive e logistiche dove è richiesto un elevato livello di flusso luminoso e prestazioni.

High dissipation industrial suspension. Rugged and impact resistant construction. Suspended installation with support included. Wall or ceiling installation using the optional bracket. Suitable for industrial and logistic area where high level of luminous flux and performance is required.



INSTALLA DISCOVERY MAX A SOSPENSIONE TRAMITE SUPPORTO INCLUSO O A PARETE/SOFFITTO TRAMITE STAFFA OPZIONALE
 INSTALL DISCOVERY MAX SUSPENSION USING THE INCLUDED SUPPORT OR WALL/CEILING USING THE OPTIONAL BRACKET

OPTIONAL

STAFFA PER MONTAGGIO A PARETE O SOFFITTO
WALL OR CEILING MOUNTING BRACKET



DSCM-BK

27,25 €

TECHNICAL INDOOR

DECORATIVE

STRIP LED

TECHNICAL OUTDOOR

OUTDOOR

SOLAR

INDUSTRIAL

WORK

SORGENTI