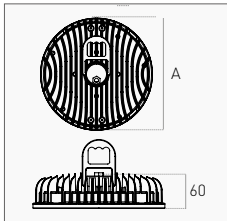





SOSPENSIONE INDUSTRIALE
DISCOVERY MAX

SOSPENSIONE INDUSTRIALE
DISCOVERY MAX

IP65



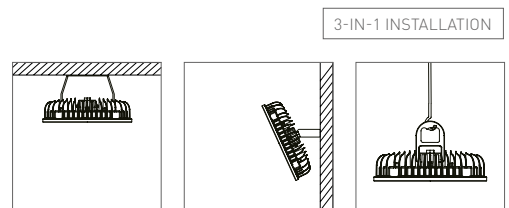
	A mm	 g
100 W	Ø 220	1432
150 W	Ø 260	1968
200 W	Ø 300	1616

	OUTPUT 360°	OUTPUT 120°		
100 W	11.830 lm	9.500 lm	4000K	DSCM-10011040 108,00 €
150 W	16.870 lm	14.250 lm	4000K	DSCM-15011040 165,50 €
200 W	22.570 lm	19.000 lm	4000K	DSCM-20011040 189,50 €



3-in-1
 INSTALLATION DIE CAST ALUMINUM GLASS DIFFUSER 30.000 H L70/B50

INDUSTRIAL



3-IN-1 INSTALLATION

INSTALLA DISCOVERY MAX A SOSPENSIONE TRAMITE SUPPORTO INCLUSO O A PARETE/SOFFITTO TRAMITE STAFFA OPZIONALE
 INSTALL DISCOVERY MAX SUSPENSION USING THE INCLUDED SUPPORT OR WALL/CEILING USING THE OPTIONAL BRACKET

INCLUDED



SUPPORTO PER GANCIO PER INSTALLAZIONE A SOSPENSIONE
 SUPPORT FOR HOOK FOR SUSPENDED INSTALLATION

OPTIONAL

STAFFA PER MONTAGGIO A PARETE O SOFFITTO
 WALL OR CEILING MOUNTING BRACKET



DSCM-BK

26,00 €

Sospensione industriale ad alta dissipazione. Struttura robusta e resistente agli urti. Installazione a sospensione tramite supporto incluso oppure a parete o soffitto tramite staffa opzionale. Ideale per l'illuminazione di aree produttive e logistiche dove è richiesto un elevato livello di flusso luminoso e prestazioni.

High industrial suspension dissipation. Rugged and impact resistant construction. Suspended installation using the included support or wall or ceiling installation using an optional bracket. Ideal for lighting production and logistics areas where a high level of luminous flux and performance is required.